

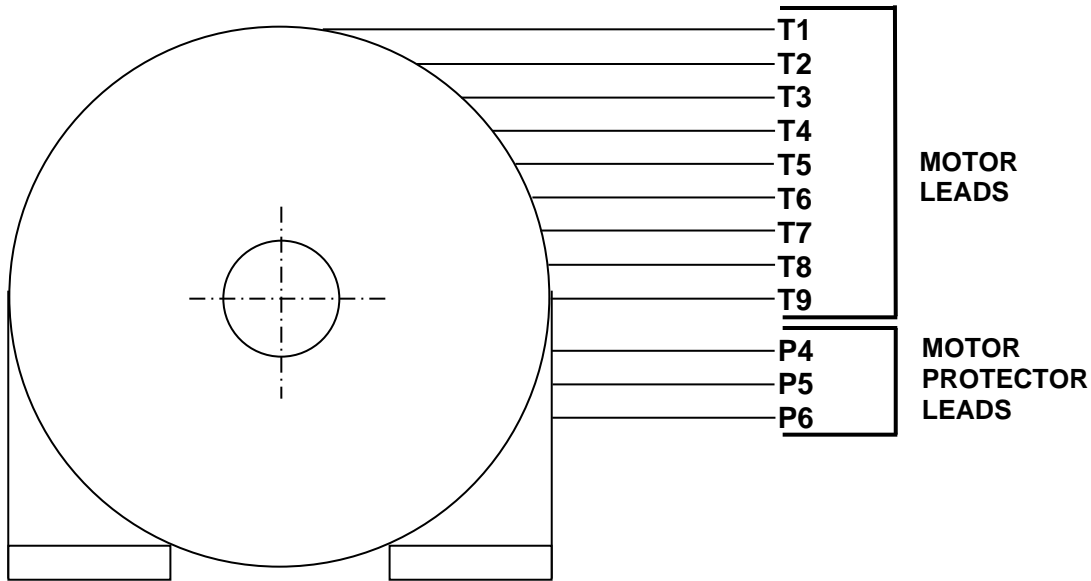
12-LEAD MOTOR 12-LEAD MOTOR 12-LEAD MOTOR 12-LEAD MOTOR 12-LEAD MOTOR 12-LEAD MOTOR

EXTERNAL CONNECTION DIAGRAM

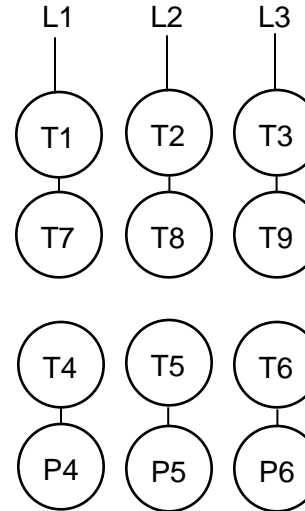
DUAL VOLTAGE – 3 PHASE MOTOR WITH NEUTRAL TYPE MOTOR PROTECTOR



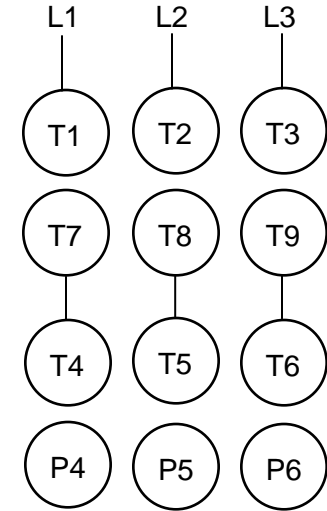
MAKE SURE THE ELECTRIC MOTOR IS APPROPRIATELY GROUNDED. INSTRUCTIONS FROM THE ELECTRIC MOTOR MANUFACTURER SHOULD BE FOLLOWED. DO NOT IGNORE THE GROUND CONNECTION.



LOWER VOLTAGE CONNECTION



HIGHER VOLTAGE CONNECTION



**INSULATE P4 – P5 – P-6
TERMINALS FROM GROUND
AND FROM EACH OTHER**

BRAKE NOT SUPPLIED. THERE ARE NO BRAKE LEADS.



SMITH PRECISION PRODUCTS COMPANY
 P.O. Box 276, Newbury Park, CA 91319 USA
 1299 Lawrence Drive, Newbury Park, CA 91320 USA
 Tel.: 805/498-6616 FAX: 805/499-2867
 e-mail: INFO@smithpumps.com **web: www.smithpumps.com**